



# SURVIVAL GUIDE

## Teach me to teach you!

BEST COPENHAGEN –1<sup>st</sup> to 11<sup>th</sup> of JULY 2016





# TABLE OF CONTENTS

1. Useful Info About Denmark
  - Population
  - Cities we will visit
  - Language
  - Timezone
  - Money
  - Electricity
  - Weather
  - important phone numbers
2. Danish Culture
  - Food and Drinks
  - Language
3. The University
4. Getting Around Denmark
  - S-Train
  - Metro
  - Bus
5. Where We Will Stay
6. How To Get To Event Location
  - By Car
  - By Plane
7. What To Bring
8. Contact Information
  - Best Copenhagen
  - Main Organizers

# 1. USEFUL INFO ABOUT DENMARK

## POPULATION

5.6 million people

## CITIES WE WILL VISIT

Copenhagen, Lyngby, among others

## LANGUAGE

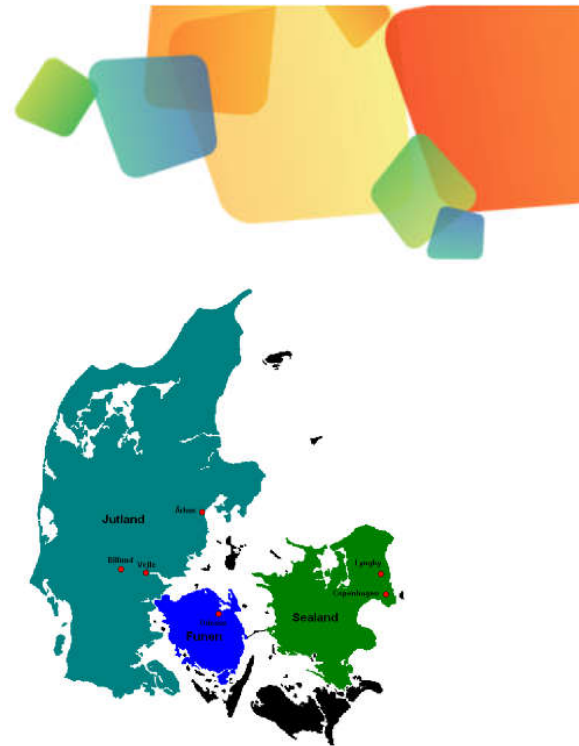
Danish but most people speak a very good English

## TIMEZONE

CET (GMT+1) but careful, Danish people are very punctual!

## MONEY

Danish Kroner (DKK) (1€ ≈ 7.5 DKK)



Prices examples	
Bottle of Coca-Cola (1.5L) in supermarket	20 DKK ≈ 3 €
Big Mac menu at McDonalds	50 DKK ≈ 7 €
Sandwich at the student cafeteria	22 DKK ≈ 3 €
Cheapest beer in supermarket (0.33L)	3.5 DKK ≈ 0.5 €
Bottle of beer in bar (0.33L)	30 DKK ≈ 4 €

## ELECTRICITY

Danish was named happiest country in the world, maybe because of our super happy power outlets! Look at those happy faces!



It operates at 230 V at 50 Hz.

More info here <http://www.power-plugs-sockets.com/denmark/>

## WEATHER

The weather can change from rain to sunshine in a matter of minutes so be prepared for all kind of weather and don't forget your raincoat or water repellent jacket !

The weather forecast can be found here: <http://www.dmi.dk/en/vejr/>

## IMPORTANTPHONENUMBERS

Emergencies: 112

Police: 114 (directs you to the nearest police station)

Taxi companies in Copenhagen : +45 35 35 35 or +45 32 51 51 51



## 2. Danish Culture

### FOOD AND DRINKS

The water is very clean in Denmark, Danes drink water directly from the tap.

Beer is very popular and Denmark is well known for its Carlsberg beer!

You might also get to try some Snaps!

Danish people are meat lovers, here are some Danish specialties:



For lunch, you can get a traditional smørrebrød: rye bread (very popular!) with various toppings.

Danish people tend to eat early compare to some other countries (lunch around 12:00 and dinner around 18:00).

### LANGUAGE

You might quickly notice that Danish is very hard to pronounce but it's fun!

English	Danish
Good morning/day/evening/night	God morgen/dag/aften/nat
Hello	Hej
Goodbye	Farvel
Yes/No	Ja/Nej
Thanks	Tak
Sorry/Excuseme	Undskyld
What's your name?/My name is...	Hvad hedder du?/Mit navn er..
Police station	Politi station
Train/Bus station	Tog/Bus station
Airport	Lufthavn
Arrival/Departure	Ankomst/Afgang
To / From	Til / fra
One beerplease	En øl, tak
Ten shots of the BEST drink in Copenhagen	Ti shots citronsnaps
Cheers	Skål
I'm a little strawberry, eat me	Jeg er et lille jordbær, spis mig
I love you	Jeg elsker dig
Can I offer you a drink?	Må jeg byde på en drink?
Can I get your number?	Kan jeg få dit telefon nummer?



### 3. THE UNIVERSITY


DTU (Danmarks Tekniske Universitet) is a leading technical university in Northern Europe with over 28 masters fields taught entirely in English and hundreds of specializations.

It has an incredibly high number of international students from all around the world!


Address of BEST Copenhagen at the university:

*BEST København  
PolytekniskForening  
Anker Engelundsvej 1  
2800 Kgs. Lyngby*

*The Library*



*The main building*



*Skylab, the place to be for projects*





## 4. GETTING AROUND DENMARK

**CAUTION !** Travelling without a valid ticket in Denmark = big fine (around 750 DKK/100 €)  
 Tickets are the same for busses, trains and metro and depend on how many zones you cross  
 Don't hesitate asking for help at the stations !

### S-TRAIN

To travel between Copenhagen and its outskirts (where the university is), trains are very practical !  
 Here below you can find the map of the trains in Copenhagen region.  
 Copenhagen central station is called "København H".



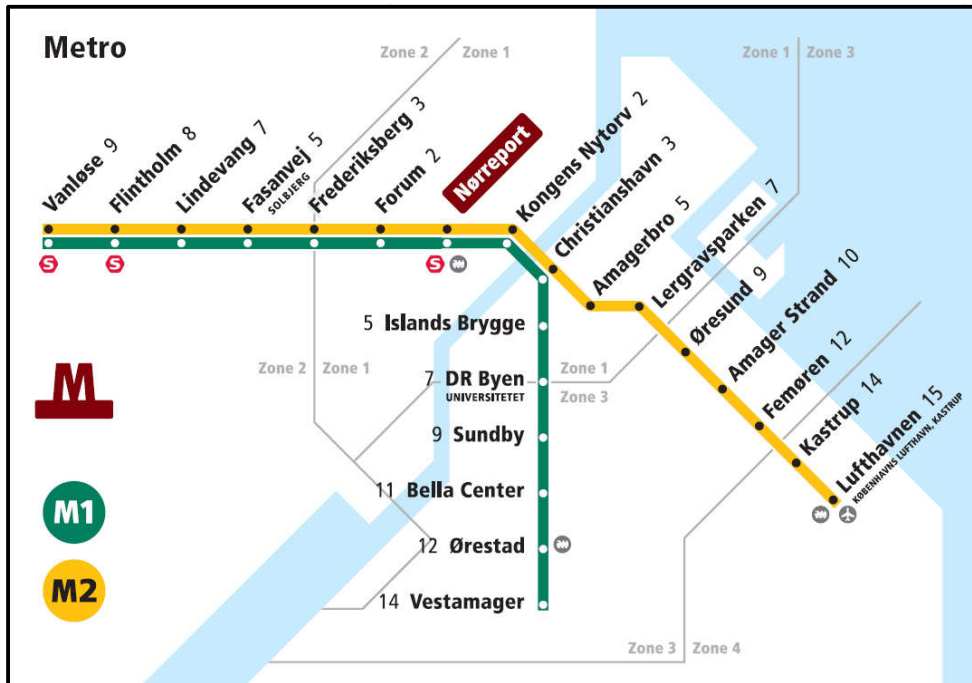
All stations are marked with the sign you see above





## METRO

When travelling inside Copenhagen, the metro is very useful. The metro stations are signaled by the sign you can find on the right.



## BUS

There are many busses travelling inside Copenhagen but also to its outskirts. The list is too long to list here but we recommend you to use either Google Map or Rejseplanen ([www.rejseplanen.dk](http://www.rejseplanen.dk)) to plan your trips.

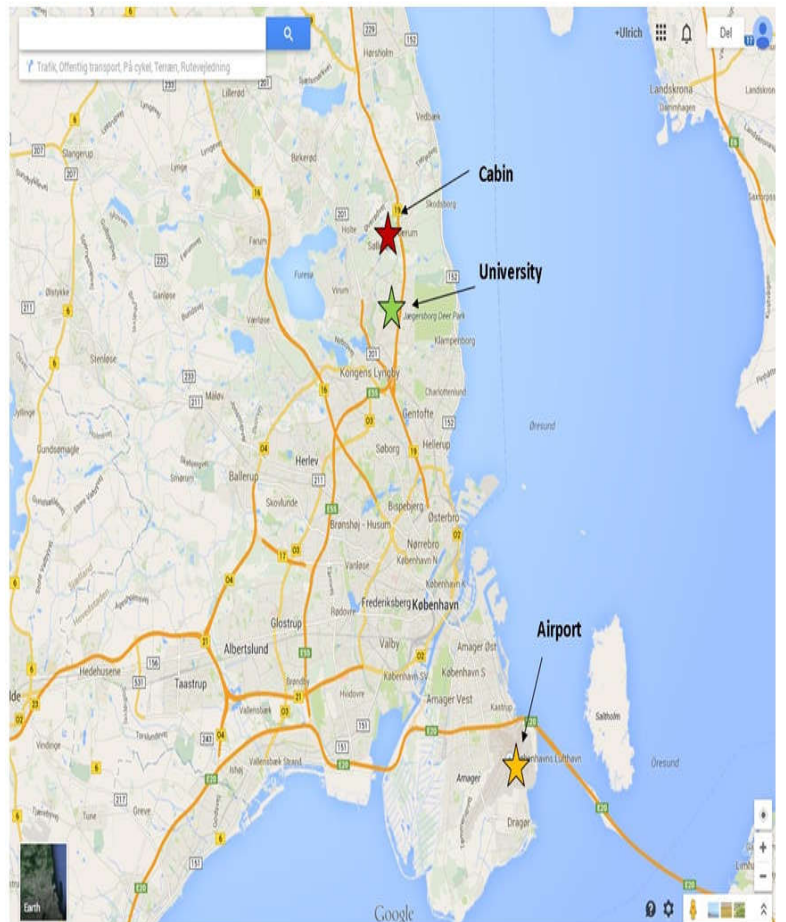


## 5. WHERE WE WILL STAY

We will be staying at a cozy cabin close to campus.

Address of the cabin: *Sandskræten 17, Søllerød, 2850 Nærum, Rudersdal*

Google Maps : <http://tinyurl.com/odnn3ee>







## 6. HOW TO GET TO EVENT LOCATION

### BY CAR

You can use the following Google map link to create a driving route:

<http://tinyurl.com/nv8ax46>

Just click the blue icon in the middle of the map, and select “to here” in the pop-up.

### BY PLANE

The main airport in Denmark is Copenhagen Airport (CPH), called Kastrup, located around 25km from the city but easily accessible by metro.

To get to the cabin from Kastrup :

1. At the airport, follow the signs for train/metro.  
You need to buy a 6-zone ticket, that can be bought close to the stairs leading up to the metro, and costs around 72 DKK or 9.6 €. Then go up one floor to take the metro. It is the same metro on both sides so don't worry.
2. Take the metro until the station **Nørreport**.  
You need to go up to reach the ground floor. And then look for the bus stop for the bus **150S** direction **Kokkedal Station**.  
There is one every 15-20 minutes so don't worry if you miss the first one, another one is coming soon.



Get off at **Nærum Station** bus stop. Ask the driver beforehand to tell you when to get off.

If you arrive late (after 00:00) or very early in the morning (before 06:00), you will need to take the night bus **95N** from Nørreport instead of the 150S



## 7. What To Bring

- ✓ Passport or national ID if you're from Europe
- ✓ VISA if needed (contact the BEST group of your university to know if you need one)
- ✓ Travel/healthinsurance
- ✓ This survival guide (with the organiser's contact info)
- ✓ Student ID
- ✓ Medicine if you need any
- ✓ Money (Danish currency if you can but most places accept credit cards/Visa)
- ✓ A towel, toothbrush and other toilet accessories (shampoo, shavers,...)
- ✓ A bed sheet to cover the mattress, a pillow if you want one and a sleeping bag
- ✓ Clothes, including warm clothes, raincoat or water repellent jacket, pair of extra shoes !
- ✓ Swimsuit
- ✓ Some formal clothes for the official reception
- ✓ Some food and drinks from your country for the international evening
- ✓ Paper and pens to take notes

## 8. CONTACT INFORMATION

### BEST COPENHAGEN

<http://best.dtu.dk/kontakt/>


### MAIN ORGANISERS

---

**Frederikke Byron**

Mobile: +45 20 30 75 80

---




---

**Pablo Guerra**

Mobile: +45 50 20 00 67

---



**Contact email:** [eoecopenhagen@gmail.com](mailto:eoecopenhagen@gmail.com)